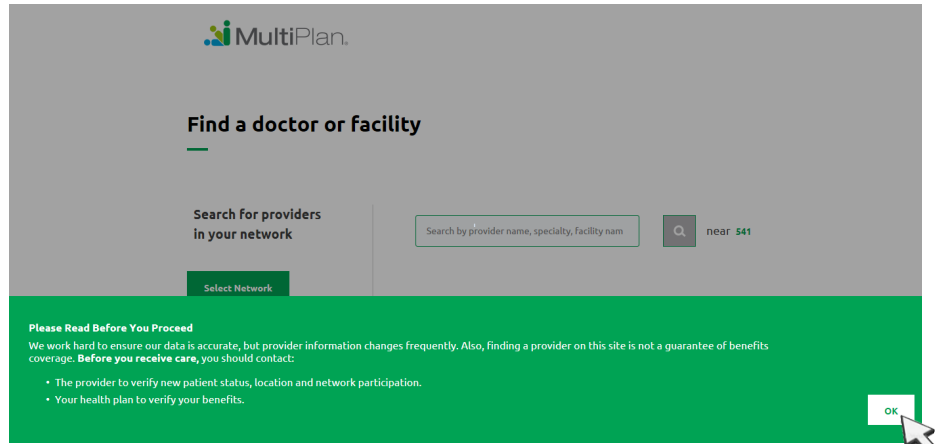




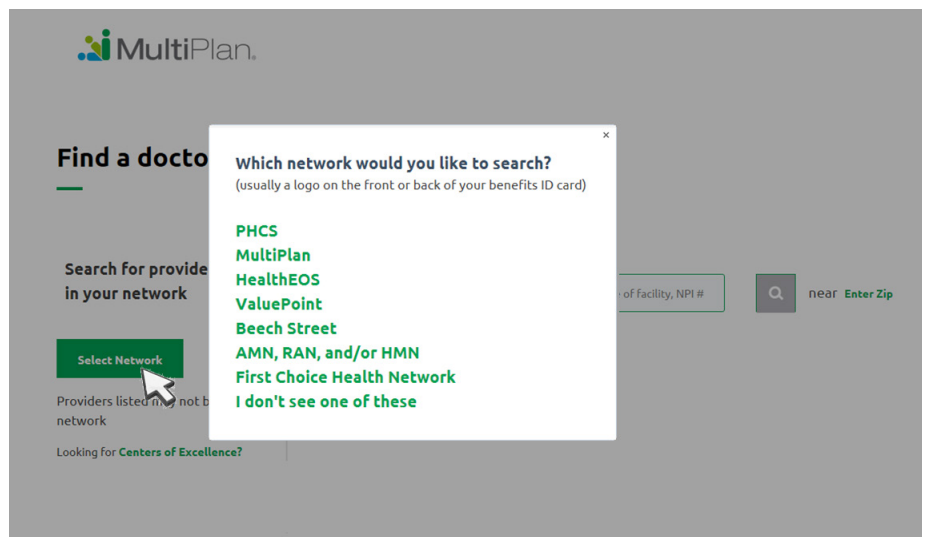
Find a Provider in Four Easy Steps

To find providers participating in MultiPlan's networks, visit multiplan.com and click on "Find a Provider." Before beginning your search, you must acknowledge that you have read the notice at the bottom of the screen.

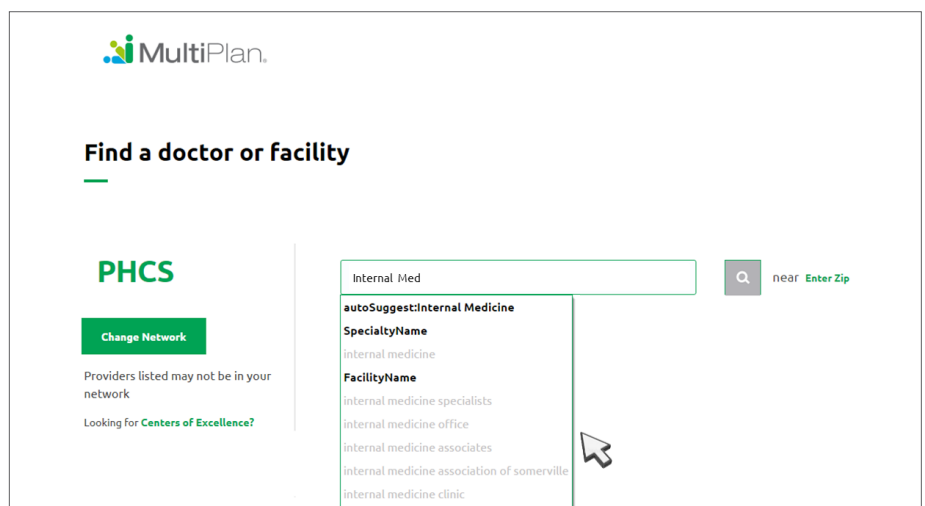


To begin your search, follow these four steps.

Step 1. Choose a network. This information can be found on your health plan's ID card; the on-screen selection uses the same wording as the network logos on the cards. Select the network name, and based on your selection you may be prompted to answer additional questions, like whether the logo includes additional wording or whether it is located on the front or back of the ID card. Once you've made your selection, follow the prompts on the next few screens.

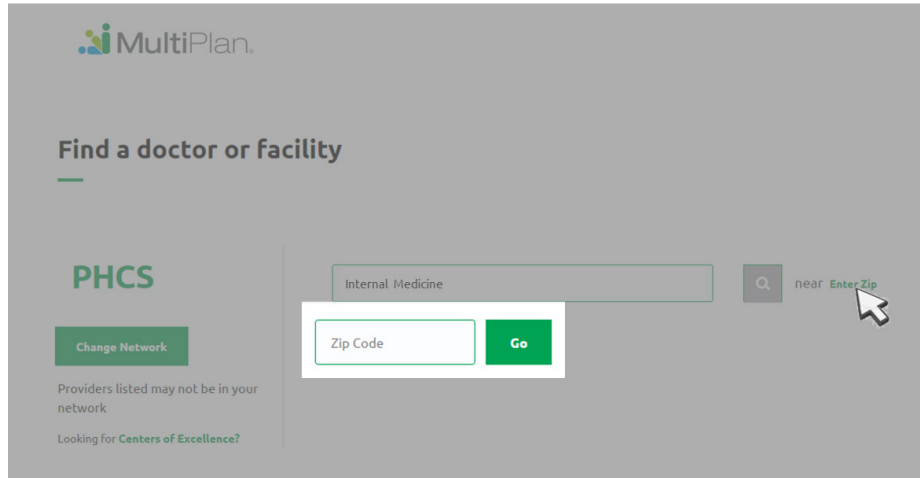


Step 2. Use the text box to specify what you are searching for. Enter a practitioner specialty, practitioner name, facility name, type of facility or NPI number. As you begin to type your selection, you may be prompted with suggestions. Please note that you cannot leave the text box empty.



Finding a Doctor or Facility

Step 3. Set your location and begin your search. If your settings allow your browser to detect your location, you can begin the search by clicking on the magnifying glass. However, if your settings don't allow the browser to detect your location, you will need to enter the zip code of the area you want to search. By default, the search pulls results within 20 miles of the zip code you enter.



4. Receive your search results and refine as desired. Before your search results are presented, you will need to acknowledge reading another notice. After you click OK, a list of providers matching the criteria you entered will be presented. To narrow your results, you can apply filters including gender, languages spoken, hospital affiliation,

whether the provider is accepting new patients, and wait time for appointments. A Printer Friendly icon is available for easy viewing of your search results on a printed page. You may print the listed providers or the details for a specific provider. Simply click on the Printer Friendly icon, send the results to your printer, and then close the window.

